



## STATUS

Archived

## TEAM

Magdalena Meißner, Chiara Cunoci

## PARTNERS

Intercultural Kitchen Burg Halle (Our "recipe for a collective dream place" will be embedded into the Intercultural Kitchen website along with photos of the workshops we hosted. We will organize a workshop for the new incoming International and Erasmus students (together with them and their assigned buddies) in the end of March 2024. The workshop series project is open to be handed over to students from SI who are interested to follow up on the format!)

## YEAR

2023-24

## ABSTRACT

Within the broad theme of „Weltoffene Hochschule?“, we have explored ideas to include new, international and Erasmus students better into the student network. We recognized that there is still space for improvement in promoting values like inclusivity and equality on campus. For us, fighting for structural change also means to implement spaces to come together on a personal level. Taking inspiration from the existing "Intercultural Kitchen" event format that focuses on intercultural topics on campus, we developed a workshop series. These workshops provide an intimate environment for students to form new connections and friendships. Through activities like drawing, sewing, photography, writing, and sound recording, participants were encouraged to imagine their own personal and a collective dream place. Storytelling served as a poetic and playful practice to let participants share personal perspectives, thoughts and emotions. By creating a warm and relaxed atmosphere where it is possible to dream individually and as a temporary collective, we imagined utopias (worth fighting for) to cultivate a sense of community and to strengthen the bonds among BURG students. We believe BURG could need more formats like the one we have tested here. Accordingly, we would like to see the project to be continued. We wrote a recipe as a workshop instruction on how to organize events like this and joined the visible outcome of the workshops into a tablecloth.

Our "recipe for a collective dream place" will be embedded into the Intercultural Kitchen website along with photos of the workshops we hosted. We will organize a workshop for the new incoming International and Erasmus students (together with Intercultural Kitchen, new incoming International and Erasmus students and their assigned buddies) in the end of March 2024. The workshop series project is open to be handed over to students from SI who are interested to continue it.


## LINKS


## FILES
















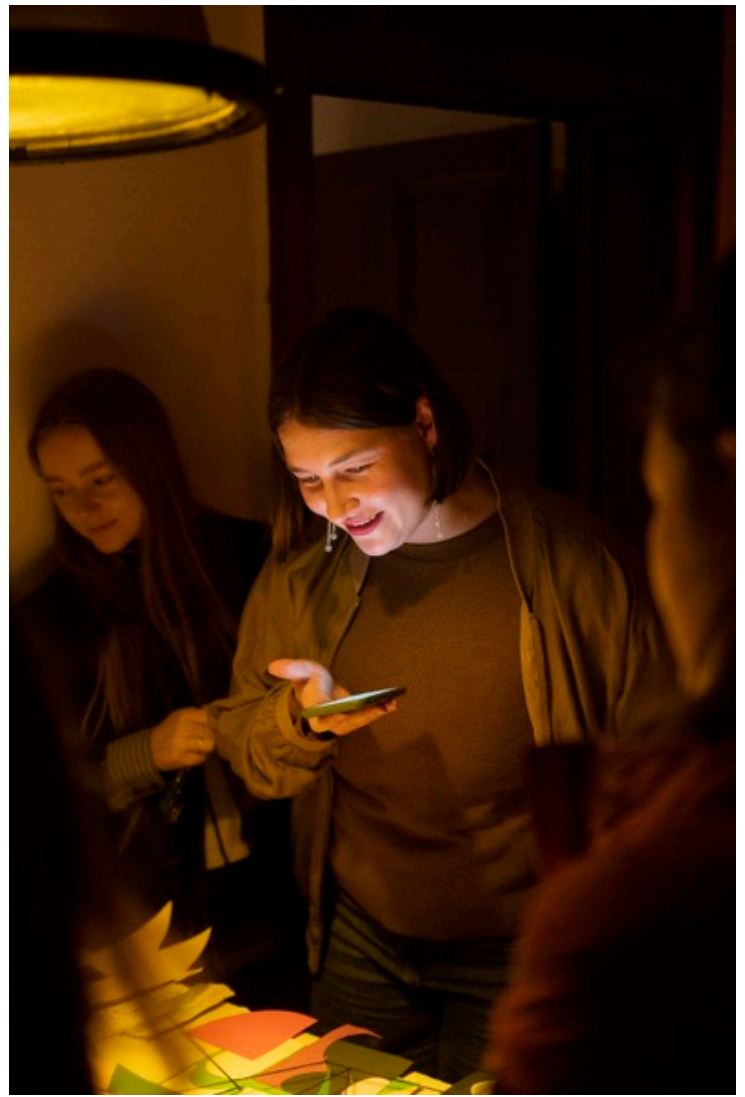






















































# Mapping our common dream place.

Where do you feel happy and safe? Who are you with and what makes it so special? A guided workshop about our common dream place: we will build up the map, the story and the rules of this imaginary world. Just bring your spirit, hands, voice and ideas.



18.01.2024  
 18 - 21.30h  
 Lila Drache Halle  
 Rudolf-Breitscheid-Straße 6



- RECIPE FOR A COLLECTIVE DREAM PLACE -

Ingredients and preparation

Firstly, identify yourself as an **organizer/designer** and find a fellow to work with. Think of a workshop idea that includes **new, international and erasmus students** better into the student network. Then, google „Intercultural Kitchen Burg Halle“ and be inspired by their work. As soon as you get an idea, find a **cozy, safe and quiet space** in your city (in Halle can be KrinzKrams or Lila Drache) that could host your event.

Open your calendar and search for a day where you have at least **4 hours of time**. Generate a QR-Code with doodle.com for people to sign up for your event. Put all these infos together in a **poster**, print it and hang it all over campus. Send your digital poster with its description to various chat groups. Pray for at least **10 people** to subscribe. Send a p.m. to your contacts if you are afraid that noone will come. Make a schedule of what will happen including an introduction round, a dream trip, time to write down and share ideas, an individual creative crafting, a collective work and a final feedback round. Before the workshop starts, you will need to buy **snacks** or come up with an easy self-made dish like bread and pesto. To document the workshop, ask a **photographer** to take photos.

Once you arrive at the location (preferably 1-2 hours early), spread all the **crafting materials** (pens, pencils, scissors, textile, needle+thread, glue) on a **table** that everyone can gather/sit around, arrange the snacks, prepare **tea and coffee** for warmth and energy and put on **good music** (dream place playlist). When the time has come, welcome everyone warmly and then follow the schedule you developed before. In the end you have used all the ingredients and your dream place is ready to be shared. Enjoy!

Enjoy!

- RECIPE FOR A COLLECTIVE DREAM PLACE -

- RECIPE FOR A COLLECTIVE DREAM PLACE -

- RECIPE FOR A COLLECTIVE DREAM PLACE -

- RECIPE FOR A COLLECTIVE DREAM PLACE -

Ingredients and preparation

Firstly, identify yourself as an **organizer/designer** and find a fellow to work with. Think of a workshop idea that includes **new, international and erasmus students** better into the student network. Then, google „Intercultural Kitchen Burg Halle“ and be inspired by their work. As soon as you get an idea, find a **cozy, safe and quiet space** in your city (in Halle can be KrinzKrams or Lila Drache) that could host your event.

Open your calendar and search for a day where you have at least **4 hours of time**. Generate a QR-Code with doodle.com for people to sign up for your event. Put all these infos together in a **poster**, print it and hang it all over campus. Send your digital poster with its description to various chat groups. Pray for at least **10 people** to subscribe. Send a p.m. to your contacts if you are afraid that noone will come. Make a schedule of what will happen including an introduction round, a dream trip, time to write down and share ideas, an individual creative crafting, a collective work and a final feedback round. Before the workshop starts, you will need to buy **snacks** or come up with an easy self-made dish like bread and pesto. To document the workshop, ask a **photographer** to take photos.

Once you arrive at the location (preferably 1-2 hours early), spread all the **crafting materials** (pens, pencils, scissors, textile, needle+thread, glue) on a **table** that everyone can gather/sit around, arrange the snacks, prepare **tea and coffee** for warmth and energy and put on **good music** (dream place playlist). When the time has come, welcome everyone warmly and then follow the schedule you developed before. In the end you have used all the ingredients and your dream place is ready to be shared. Enjoy!

Enjoy!

- RECIPE FOR A COLLECTIVE DREAM PLACE -

- RECIPE FOR A COLLECTIVE DREAM PLACE -

- RECIPE FOR A COLLECTIVE DREAM PLACE -





23.11.2023  
18 - 20h  
Krimzkrams Halle  
Beesener Str. 237



Behind every flag there is a story.  
Which story would you like to tell?  
A guided workshop to create individual flags  
based on personality, heritage and culture.



Sign up



All rights reserved. If you want to know more about this project or if you are interested in a collaboration, please let us know by sending an email [info@truth.design](mailto:info@truth.design).